

PARENT WORKSHOP

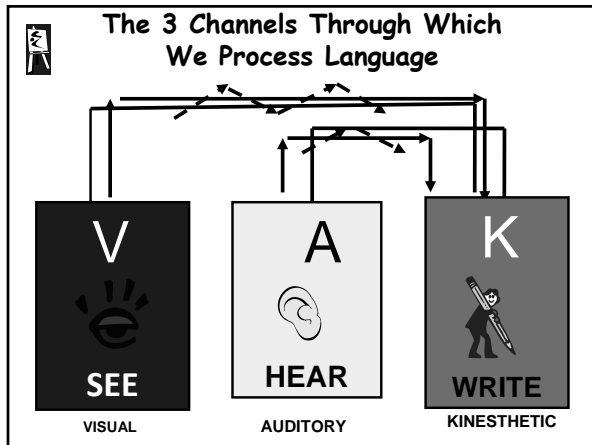
Help for Those HOMEWORK HASSLES!

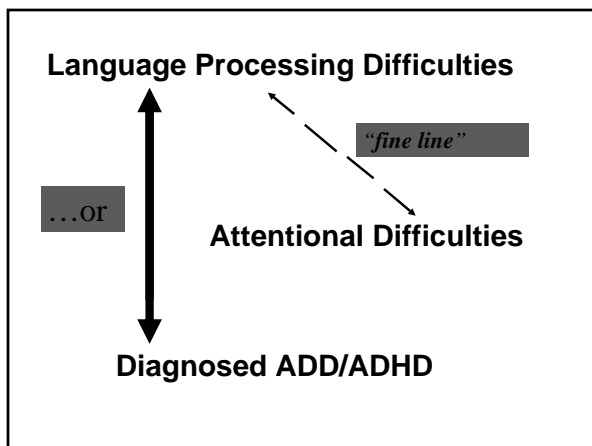
(Helping your children become successful learners)



Tuck Geards, M.Ed.
San Mateo, California

NOTES!





CHALLENGES ...

- Reading ?
- The *mechanics* of writing ?
- Spelling ?
- Written expression ?
- Memory ?
- Organization ?



Strategies - READING

- *Phonics instruction*
- *Assistive Technology:
Books on Tape,
Kurzweil Readers*
- *Comprehension -
graphic organizers,
highlighting, SQ3R*



Strategies - SPELLING

- *Acceptance for poor spelling*
- *Caution: "Does this look right"*
- *Use of spell checkers, Franklin*
- *Spelling test challenges*
- *A-V-K memory strategies*



Strategies - WRITING

- *Map out plans*
- *Caution: "Does this look right"*
- *Use of spell checkers, Franklin*
- *Graphic organizers, assistive technology*

ORGANIZATION: SPACE MANAGEMENT

- Establish an identified workspace -
- Uncluttered workspace
- A supply box available



ORGANIZATION: TIME MANAGEMENT

- Calendars !
- Physical break
- Visual breaks
- Snack break
- Prioritize



ORGANIZATION:
MATERIALS MANAGEMENT

Folders



Special storage place

Establish routine



MOTIVATORS

* Time Monitors



* Homework Contracts

 Check off lists!

* Rewards 

 **STUDENT CHECK LIST**

- Visualize the task. Preview, consider what the completed assignment will look like.
- Read directions out loud if that helps.
- Pace yourself. Allocate time for study, take breaks. Stretch, walk, get a snack.
- Use a timer if necessary.



STUDENT CHECK LIST Sitting down to study.

- Decide what organization approach works for you (time, materials, space)
- Break larger projects into smaller steps.
- Create and use a check list.
- Keep your study area-just that - a study area!

HOMWORK CONTRACT

I, Johnny, will complete my homework without argument for 5 nights in a row. When I accomplish this, I can (watch 30 minutes extra TV, etc.)

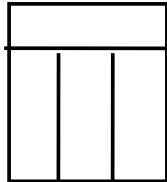

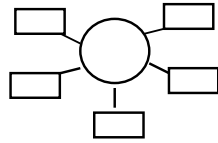
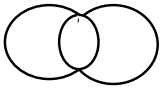
I, Betsy, will mark off a square on my chart each night when I have completed all my homework. When I have marked off ___ squares, I will select a reward from my list.

SIX GENERAL TIPS on MEMORIZING

1. RECITE, REPEAT, WRITE
2. VISUALIZE
3. CHUNK
4. MOVE !



GRAPHIC ORGANIZERS



MEMORY STRATEGIES

- Graphic organizers
- Peer teaching
- Questioning strategies
- Summarizing
- Role-playing
- Debates
- Outlining
- Time lines
- Practice quizzes
- Study guides
- Paraphrasing
- Mnemonic devices



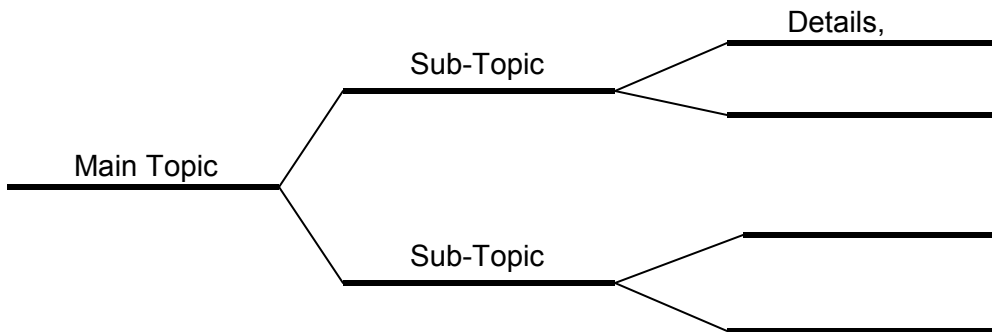
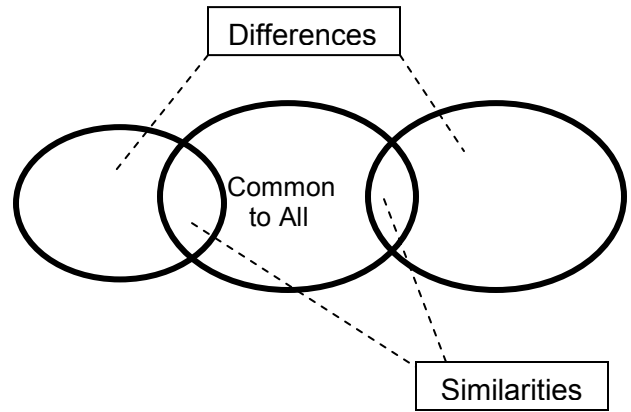
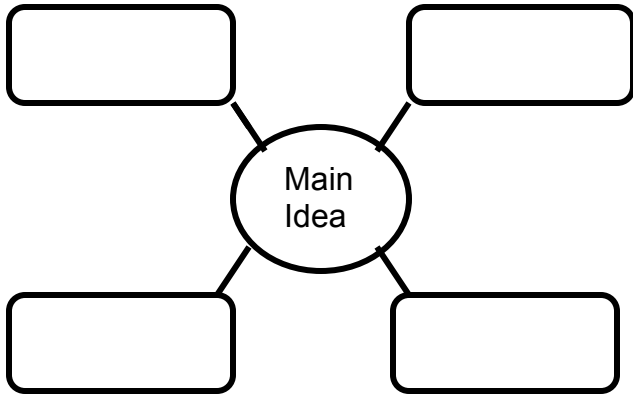
Tuck Geerds, M.A.

612 W. 42nd Avenue
San Mateo, CA 94403
650.377.1931 650.678.1011
tuckgeerds@comcast.net

Additional Resource: Regina G. Richards (2008)



GRAPHIC ORGANIZERS



Question	Answer
Who	
What	
Where	
When	
Why	

Main Ideas	Details	Details notes
Summary / notes		

